

## VIP-402 VIP-402-EC LAY-IN ONE-WAY IP CEILING SPEAKER

### INTRODUCTION

The VIP-402/VIP-402-EC Lay-In One-Way IP Ceiling Speaker enables voice access to a single zone of one-way paging over an IP-based LAN/WAN. This allows a page zone extension anywhere on the network. The speaker level is electrically adjusted during setup. The VIP-402 grille is made of steel with a white baked enamel finish and easily replaces a 2' x 2' or 1/2 of a 2' x 4' ceiling tile. The VIP-402-EC replaces a 600mm x 600mm ceiling tile. Power is provided to the unit via a Power over an Ethernet switch meeting the 802.3af specification.



### SPECIFICATIONS

#### Access Methods

- PBX, FXO Port w/VIP-811
- POTS telephone set w/VIP-811
- PBX, FXS Port w/VIP-821
- Valcom M Cast Page Group
- SIP – enabled telephone system

#### Features

- RJ-45 network connection
- 802.3af compliant
- High Efficiency Class-D Amplifier

### INSTALLATION

#### FCC Information

This equipment has been tested and found to comply with the limits for a Class A digital device, pursuant to Part 15 of the FCC Rules. These limits are designed to provide reasonable protection against harmful interference when the equipment is operated in a commercial environment. This equipment generates, uses and can radiate radio frequency energy and if not installed and used in accordance with the instruction manual, may cause harmful interference to radio communications. Operation of this equipment in a residential area may cause harmful interference in which case the user will be required to correct the interference at his own expense.

### DIMENSIONS/WEIGHT

#### VIP-102:

- 24.0" (60.96cm) L x 24.0" (60.96cm) W x 3.75" (9.53cm) D
- Weight: 5.5 lbs. (2.49kg)





#### VIP-102-EC:

- 600mm x 600mm W  
9.53cm D
- Weight: 5.5 lbs. (2.49kg)

### Environment

Temperature: 0 to +40° C  
Humidity: 0 to 85% non-precipitating

### Precautionary Designations

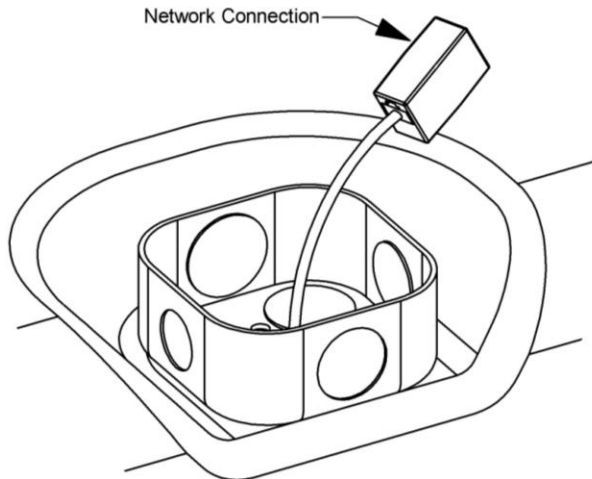
	<b>CAUTION</b> RISK OF ELECTRIC SHOCK DO NOT OPEN	
CAUTION: To reduce the risk of electric shock, Do not remove cover. No user serviceable parts inside. Refer servicing to qualified service personnel.		
	This symbol indicates that dangerous voltage constituting a risk of electric shock is present within this unit.	
	This symbol indicates that there are important operating and maintenance instructions in the literature accompanying this unit.	

## Packing List

Qty.	Item
1	VIP-402/VIP-102-EC
1	VSP Document
1	RJ-45 Patch Cable

## Network Connection

The unit has one CAT-5 RJ-45 network connector in the rear junction box. Use the supplied Cat-5 patch cable to connect the unit to an Ethernet switch.



**VIP-402 CONNECTIONS**

## TECHNICAL ASSISTANCE

When trouble is reported, verify power is being supplied to the unit and there are no broken connections. Check voltages for proper polarity to the one-way amplified speakers. If a spare unit is available, substitute a spare unit for the suspected defective unit.

Assistance in troubleshooting is available from the factory. Call (540) 563-2000 and press 1 for Technical Support or via email at [support@valcom.com](mailto:support@valcom.com)

When requesting assistance, you should include all available information. It is strongly suggested that you go to the web site and follow the trouble resolution procedure at <http://voip.valcom.com>.

Valcom equipment is not field repairable. Valcom, Inc. maintains service facilities in Roanoke, VA. Should repairs be necessary, attach a tag to the unit clearly stating your company name, address, phone number, contact person and the nature of the problem. Send the unit to:

**Valcom, Inc.**

### VALCOM LIMITED WARRANTY

Valcom, Inc. warrants its products to be free from defects in materials and workmanship under conditions of normal use and service for a period of one year from the date of shipment. The obligation under this warranty shall be limited to the replacement, repair or refund of any such defective device within the warranty period, provided that:

1. inspection by Valcom, Inc. indicates the validity of the claim;
2. the defect is not the result of damage, misuse or negligence after the original shipment;
3. the product has not been altered in any way or repaired by others and that factory sealed units are unopened (a service charge plus parts and labor will be applied to units defaced or physically damaged);
4. freight charges for the return of products to Valcom are prepaid;
5. all units 'out of warranty' are subject to a service charge. The service charge will cover minor repairs (major repairs will be subject to addition charges for parts and labor).

This warranty is in lieu of and excludes all other warranties, expressed or implied, and in no event shall Valcom, Inc. be liable for any anticipated profits, consequential damages, loss of time or other losses incurred by the buyer in connection with the purchase, operation or use of the product.

This warranty specifically excludes damage incurred in shipment. In the event a product is received in damaged condition, the carrier should be notified immediately. Claims for such damage should be filed with the carrier involved in accordance with the F.O.B. point.